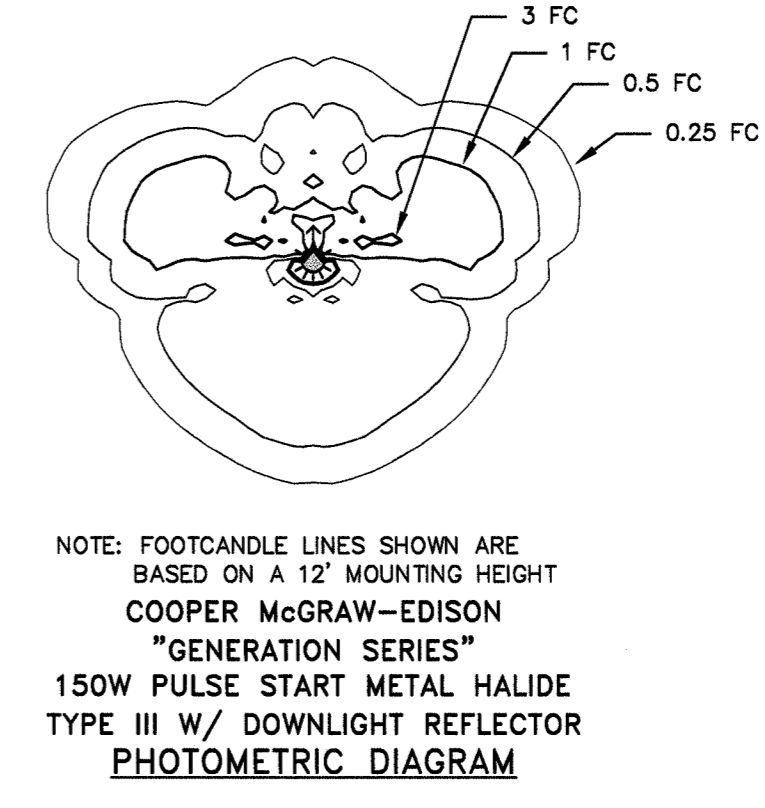
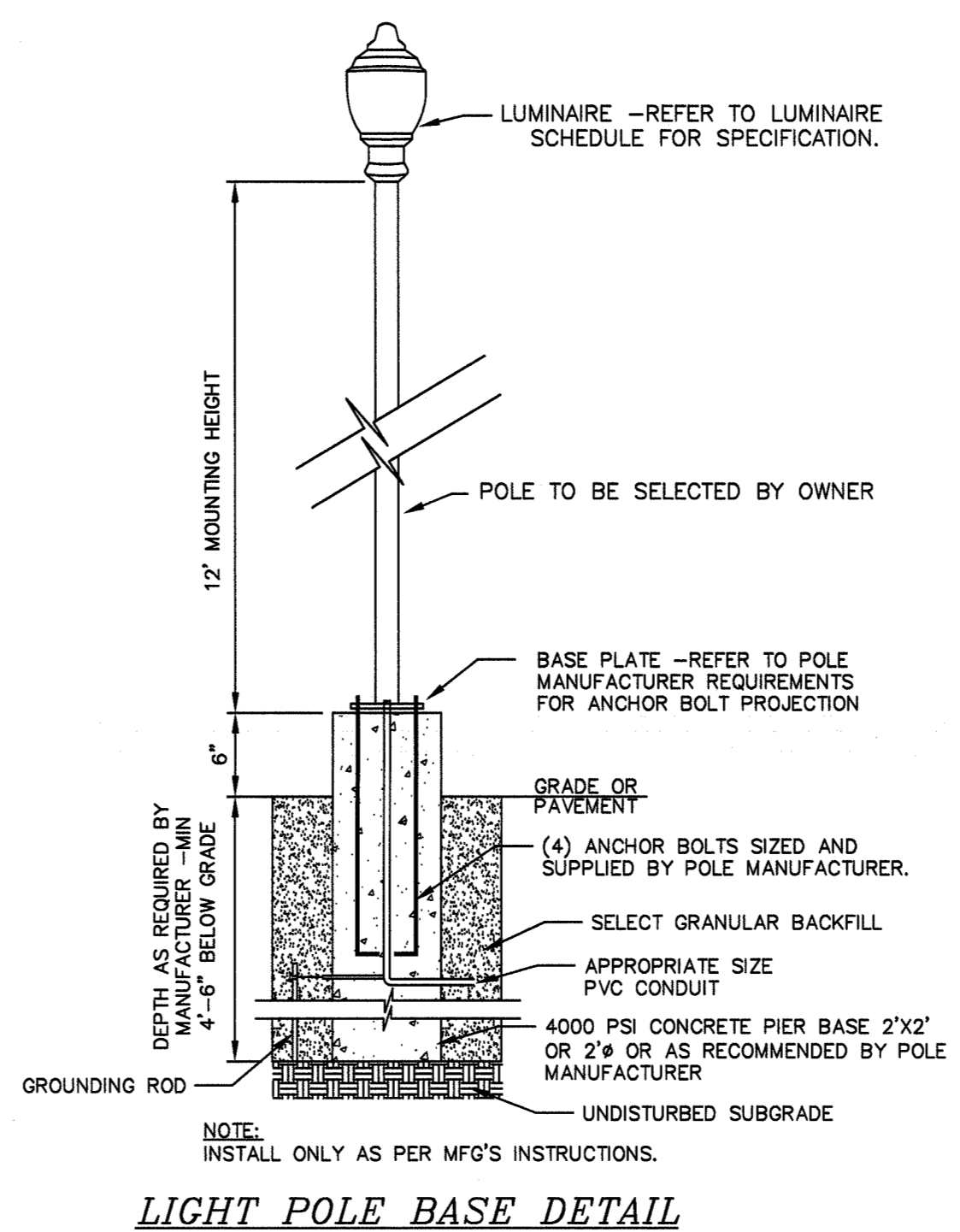
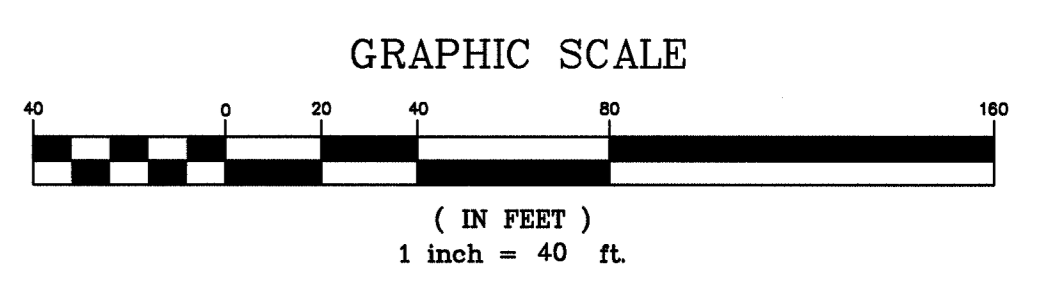


QTY	DESCRIPTION	CATALOG NUMBER	LAMP	LUMENS	LLD
32	COOPER MCGRAW-EDISON "GENERATION SERIES" POST TOP MOUNTED TYPE 3 DISTRIBUTION	GAR-150-MP-MT-3-N-X-X--LD-0A/RA1016	150 WATT PULSE START METAL HALIDE	LAMP=14,000 DELIVERED=9,560	0.67

- NOTE:**
- REFER TO LUMINAIRE SCHEDULE FOR CATALOG NUMBER.
  - POLES AND FINISHES SHALL BE SELECTED AT A LATER DATE BY THE OWNER.
  - NO ADDITIONAL EQUIPMENT OR ATTACHMENTS SHALL BE PERMITTED ON LIGHT POLES WITHOUT APPROVAL OF DESIGN ENGINEER. EQUIPMENT INCLUDES BUT IS NOT LIMITED TO BANNERS, FLAGS, ADDITIONAL LUMINAIRES OTHER THAN SPECIFIED ON THIS PLAN, AND SECURITY CAMERAS.
  - THIS LIGHTING PLAN DOES NOT TAKE INTO ACCOUNT ANY ARCHITECTURAL BUILDING MOUNTED LUMINAIRES.
  - CALCULATION VALUES SHOWN ON THIS PLAN ARE TAKEN ON A HORIZONTAL PLAIN AT GROUND LEVEL USING A 57K LAMP LUMEN DEPRECIATION FACTOR. TOPOGRAPHICAL INFORMATION HAS NOT BEEN ACCOUNTED FOR IN THESE CALCULATIONS.
  - LIGHTING CALCULATIONS SHOWN ARE BASED UPON DATA FILES PROVIDED BY THE LUMINAIRE MANUFACTURER. ACTUAL PERFORMANCE OF LUMINAIRES AFTER INSTALLATION MAY VARY DUE TO UNCONTROLLABLE FIELD CONDITIONS.
  - A PHOTOCELL SENSOR SHALL BE PROVIDED ON EACH LUMINAIRE FOR DUSK TILL DAWN ILLUMINATION.
  - ANY MODIFICATIONS TO THIS PLAN INCLUDING BUT NOT LIMITED TO: SELECTION OF ALTERNATE LUMINAIRE, ALTERNATE LAMP / WATTAGE, MAJOR ADJUSTMENT OF LUMINAIRE LOCATION (GREATER THAN 10' IN ANY DIRECTION), POLE HEIGHT REVISION, OR ANY OTHER ADJUSTMENT WHICH MAY ALTER THE CALCULATIONS SHOWN HEREON, MUST BE REVIEWED AND ACCEPTED BY THE DESIGN ENGINEER. ADDITIONAL RE-CALCULATION MAY BE REQUIRED AT THE DISCRETION OF THE DESIGN ENGINEER.



NOTE: FOOTCANDLE LINES SHOWN ARE BASED ON A 12' MOUNTING HEIGHT  
COOPER MCGRAW-EDISON  
"GENERATION SERIES"  
150W PULSE START METAL HALIDE  
TYPE III W/ DOWNLIGHT REFLECTOR  
PHOTOMETRIC DIAGRAM



COPYRIGHT 2012, LANC & TULLY, P.C.

**LANC & TULLY**  
ENGINEERING AND SURVEYING, P.C.  
P.O. Box 687, Rt. 207  
Goshen, N.Y. 10924  
(845) 294-3700

LIGHTING PLAN PREPARED FOR

**GLENMERE PRESERVE**

VILLAGE OF FLORIDA  
ORANGE COUNTY, NEW YORK

Drawn By: CDD/MK  
Checked By:  
Scale: 1" = 40'  
Tax Map No.: 113-4-2.1,2,2.7,2.16  
Date: NOVEMBER 13, 2012  
Revision: NOVEMBER 30, 2012  
Drawing No.: 16 OF 18  
Sheet No.: 16 OF 18

COPIES FROM THE ORIGINAL OF THIS DOCUMENT NOT MARKED WITH AN ORIGINAL OF THE PROFESSIONAL ENGINEER'S AND/OR LAND SURVEYOR'S STAMP OR EMBOSSED SEAL SHALL NOT BE CONSIDERED VALID, TRUE COPIES.

UNAUTHORIZED ALTERATION OR ADDITION TO THIS DOCUMENT IS A VIOLATION OF SECTION 7209-2 OF THE NEW YORK STATE EDUCATION LAW.

DATE PLOTTED: 11/13/12  
PLOTTER: HP DesignJet T1100e  
SCALE: 1" = 40'  
SHEET NO.: 16 OF 18  
DRAWING NO.: 16 OF 18

12/10-02